

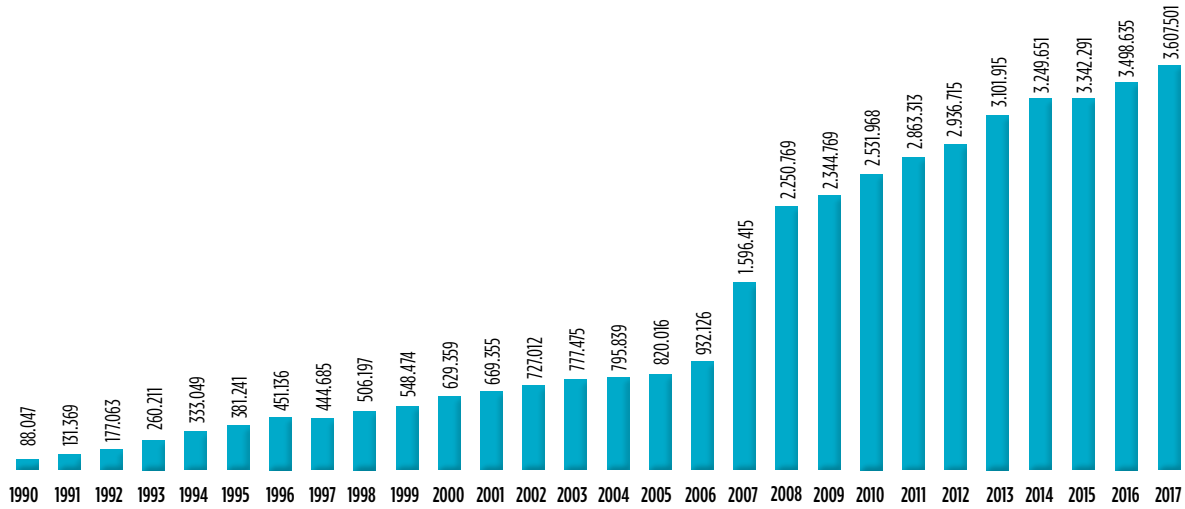
Nuestra
experiencia
en ITV



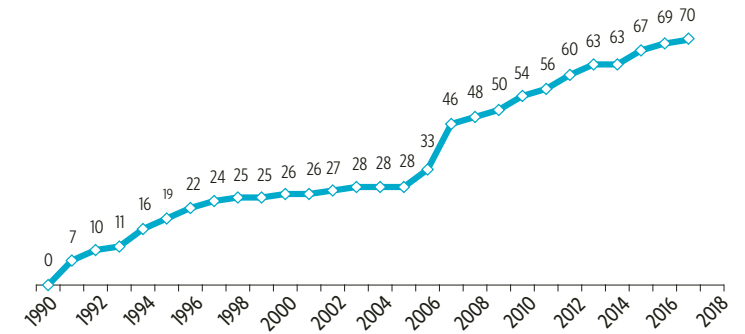
Verificaciones Industriales de Andalucía, S.A.
CONSEJERÍA DE EMPLEO, EMPRESA Y COMERCIO

ESTACIÓN ITV	1991	1992	1993	1994	1995	1996	1997	1998	1999	2000	2001	2002	2003	2004	2005	2006	2007	2008	2009	2010	2011	2012	2013	2014	2015	2016	2017		
BEAS DE SEGURA				2.123	11.370	13.085	13.481	14.671	15.485	16.647	17.858	20.133	21.323	22.028	22.891	23.702	23.962	24.562	24.842	25.362	25.615	25.149	26.084	26.253	26.188	25.958	25.582		
ÚBEDA				11.520	26.030	28.430	29.137	31.661	33.972	37.721	40.165	42.679	44.677	42.931	42.166	42.147	44.941	48.333	42.893	42.609	43.519	43.106	44.148	45.042	44.990	45.399	46.456		
QUESADA																			8.875	11.526	12.859	13.764	15.650	17.118	19.010	20.631	20.911		
MARTOS																					21.415	23.897	24.439	25.560	26.335	27.315			
TOTAL JAÉN	40.397	42.127	48.854	64.077	85.153	89.637	90.410	95.301	99.327	109.131	116.602	124.856	139.614	146.633	150.850	154.670	211.508	237.401	249.702	261.381	274.263	269.590	280.829	282.103	288.794	297.154	304.140		
MÁLAGA- GUADALHORCE DIDEROT																	50.265	189.365	201.361	210.019	229.729	232.682	238.021	248.092	194.849	163.699	151.425		
MÁLAGA- EL PALO																	18.203	65.481	68.745	75.219	81.442	78.847	86.242	85.898	83.606	82.966	80.993		
MÁLAGA- GUADALHORCE GOLDONI																								81.458	102.536	103.431			
ESTEPONA																	43.455	66.717	71.646	76.878	83.729	57.887	52.349	53.437	50.197	49.940	53.080		
MARBELLA																						37.578	56.188	66.781	69.747	69.422	67.661		
RONDA					4.226	13.091	14.113	16.870	17.265	19.414	20.169	20.833	21.649	23.082	24.545	25.304	27.262	30.324	31.002	32.792	33.771	35.012	37.413	39.844	40.133	40.925	42.732		
ANTEQUERA						4.287	17.694	20.605	21.513	23.203	24.580	25.261	25.854	26.131	27.265	33.435	36.810	40.651	44.817	45.201	48.040	49.492	50.050	51.477	53.578				
ALGARROBO				1.553	16.420	21.771	21.936	24.242	27.254	30.640	32.349	34.006	36.804	38.560	39.235	39.322	39.854	51.454	51.864	56.208	59.973	63.293	68.094	73.875	72.612	76.474	79.537		
MIJAS																												44.891	69.304
TOTAL MÁLAGA	0	0	0	1.553	20.646	34.862	36.049	45.399	62.213	70.659	74.031	78.042	83.033	86.903	89.634	90.757	206.304	436.776	461.428	491.767	533.461	550.500	586.347	617.419	642.652	682.330	701.741		
LA RINCONADA																	24.550	72.620	83.657	82.431	94.741	84.884	84.228	78.995	63.592	88.094	86.157		
GELVES																	39.042	141.111	131.667	142.808	149.592	135.276	135.414	144.110	151.630	151.318	155.479		
ALCALÁ DE GUADAIRA																	33.421	86.710	103.790	108.693	111.880	92.498	92.678	95.690	95.372	92.308	93.002		
SEVILLA-EL PINO																						62.066	90.052	105.802	119.671	101.624	102.694		
OSUNA		10.114	24.967	31.256	27.631	29.097	27.693	29.012	26.947	29.190	29.128	31.012	32.486	31.317	34.211	35.502	32.483	36.796	39.225	41.603	45.778	38.751	40.065	41.433	41.399	41.496	42.086		
ÉCIJA																	18.857	31.519	35.301	38.220	41.739	40.949	41.703	43.525	43.617	36.347	39.432		
UTRERA		9.782	41.667	53.335	45.190	44.785	33.338	37.135	36.886	41.216	42.251	42.910	43.819	42.230	42.233	39.918	42.385	52.894	51.870	54.842	59.819	55.534	56.331	59.150	65.714	58.164	63.782		
LEBRUJA																						14.444	19.229	21.715	23.155	25.214	26.866		
CARMONA				140	15.406	20.150	20.053	22.575	24.499	29.110	31.403	35.032	38.447	39.899	41.858	43.395	43.264	53.026	50.714	54.933	55.053	51.323	52.668	54.764	56.686	56.697	56.923		
CAZALLA DE LA SIERRA					4.348	7.158	9.200	10.435	12.344	12.981	14.331	15.474	16.205	15.414	16.597	15.115	17.710	15.920	16.546	16.642	16.442	16.749	17.861	17.406	17.784	18.329			
MORÓN DE LA FRONTERA																									237	24.330	25.961		
SANLÚCAR LA MAYOR																												12.088	
TOTAL SEVILLA	0	19.896	66.634	84.731	88.227	98.380	88.242	97.922	98.767	111.860	115.763	123.285	130.226	129.651	133.716	135.412	249.117	492.386	512.144	540.076	575.244	592.167	629.117	663.045	678.479	693.376	722.799		
TOTAL INSPECCIONES FIJAS	131.369	174.273	252.004	322.019	371.076	437.511	432.640	489.816	533.978	611.289	653.385	706.950	758.984	774.514	798.245	907.916	1.558.828	2.181.818	2.287.538	2.466.591	2.795.956	2.869.003	3.033.912	3.176.876	3.270.152	3.425.525	3.537.192		
NÚMERO ITV FIJAS	7	10	11	16	19	22	24	25	25	26	26	27	28	28	28	33	46	48	50	54	56	60	63	63	67	69	70		
MÓVIL GRANADA/JAÉN	0	866	5.113	5.818	5.561	7.048	6.427	8.837	8.216	10.011	9.171	7.693	5.702	7.690	6.694	7.317	8.742	7.876	7.848	7.906	9.107	7.939	10.530	10.403	10.870	10.956	9.959		
MÓVIL UTRERA/SEVILLA		1.924	3.494	5.212	4.604	6.577	5.618	7.654	6.280	8.059	6.799	7.336	6.347	7.215	7.845	9.370	7.438	7.220	6.366	6.348	7.403	7.406	7.908	8.414	9.134	10.164	7.524		
MÓVIL LOJA/GUADIX												5.053	6.440	6.420	7.232	7.523	7.896	6.616	6.170	6.289	6.876	8.605	8.019	8.448	9.115	9.285	6.873		
MÓVIL CÓRDOBA																	7.652	7.576	6.899	6.696	7.635	8.776	8.488	8.883	9.967	9.591	6.673		
MÓVIL ANTEQUERA																		5.040	7.670	7.664	9.287	7.178	9.758	10.035	10.676	10.165	8.804		
MÓVIL JEREZ DE LA FRA.																											3.299		
MÓVIL GRANADA																											4.334		
MÓVIL ÚBEDA																											3.724		
TOTAL MOV. AGRÍCOLA	0	2.790	8.607	11.030	10.165	13.625	12.045	16.491	14.496	18.070	15.970	20.082	18.489	21.325	21.771	24.210	31.728	34.328	34.953	34.903	40.308	39.904	44.703	46.183	49.762	50.161	51.190		
NÚMERO MOV. AGRÍCOLA	0	2	2	2	2	2	2	2	2	2	2	3	3	3	3	3	4	5	5	5	5	5	5	5	5	5	8		
CICLOMOTORES ALMERÍA 1																	372	2.358	1.738	2.192	1.895	2.100	1.785	2.170	2.231	1.789	1.934		
CICLOMOTORES JEREZ 1																	785	4.923	3.470	4.984	4.567	4.669	4.405	5.006	4.642	4.589	3.992		
CICLOMOTORES CÓRDOBA 1																	952	4.843	2.509	3.741	3.025	3.452	3.018	3.481	2.737	2.676	2.377		
CICLOMOTORES LOJA																	694	3.810	2.068	2.894	2.412	2.560	2.198	2.941	2.165	2.165	1.805		
CICLOMOTORES JAÉN																	721	3.940	1.913	3.152	2.076	2.877	2.105	2.601	1.974	2.556	1.928		
CICLOMOTORES GUADALHORCE																	585	4.543	3.970	4.765	4.595	5.013	3.969	3.791	3.018	3.060	2.428		
CICLOMOTORES LA RINCONADA																	593	3.073	1.689	2.425	2.189	546	2.216	2.391	2.250	2.411	1.972		
CICLOMOTORES SEVILLA																	276	2.484	2.469	2.112	2.716	2.264	0	0	0	0	0		
CICLOMOTORES UTRERA																	881	4.649	2.452	4.209	3.574	4.327	3.604	4.211	3.360	3.703	2.683		
TOTAL MOV. CICLOMOTORES	0	0	0	0	0	0	0	0	0	0	0	0	0	0	0	0	5.859	34.623	22.278	30.474	27.049	27.808	23.300	26.592	22.377	22.949	19.119		
NÚMERO MOV. CICLOMOTORES	0	0	0	0	0	0	0	0	0	0	0	0	0	0	0	0	9	9	9	9	<								

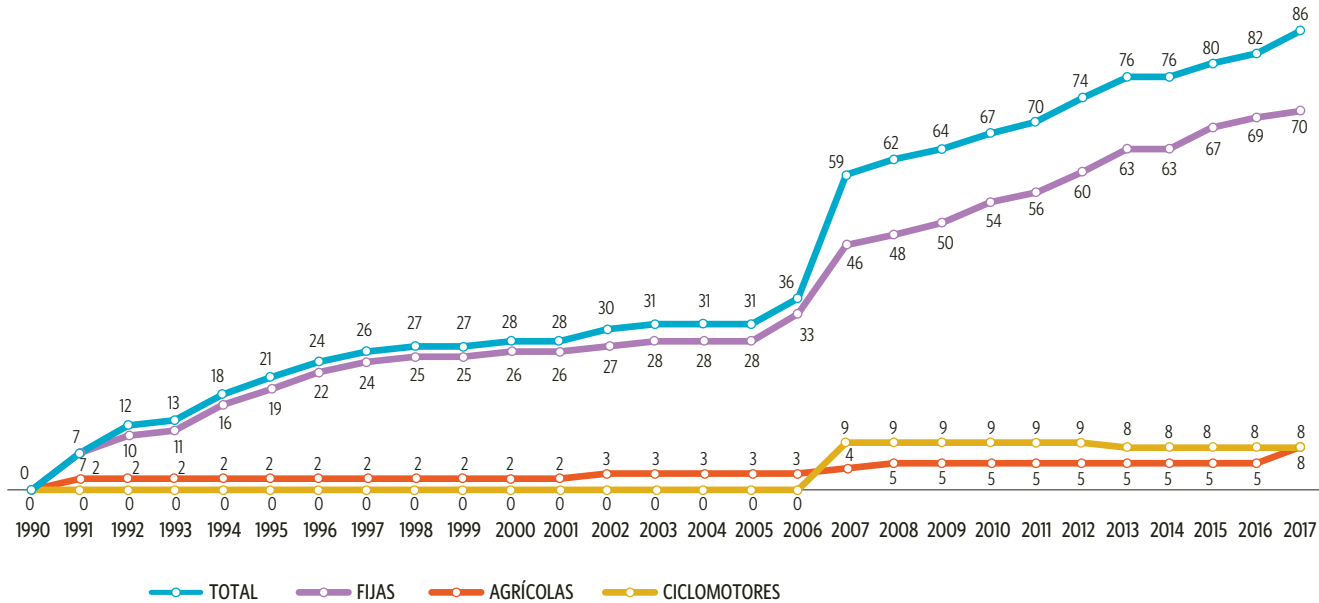
PRIMERAS INSPECCIONES VEIASA



EVOLUCIÓN N° ESTACIONES ITV FIJAS



EVOLUCIÓN N° ESTACIONES ITV Y UNIDADES MÓVILES



ESTACIONES ITV Y UNIDADES MÓVILES

